


WK LED MINI NEON WHITE



WK LED Mini Neon White series..

A revolutionairy new product for linear indirect lighting!
Looks like neon but with all advantages of LED lighting..

WK LED Mini Neon gives you uniform lit linear Warm White LED lighting!!

This Flex tube is very flexible, easy to install, generates no heat and is dimmable!

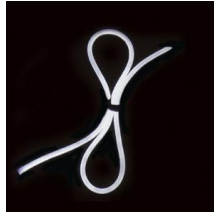
It's moderate size of **only 10*21mm!** makes it useable in nearly all circumstances

Minimum lengths are 10cm at 24V, 50cm at 120V and 100cm at 220V

Maximum lengths are 20 meters at 24V, 100 meters at 120V and 100 meters at 220V

WK LED Mini Neon can be up to **IP68**, so suitable for indoor and outdoor use

Available in 3 white colours; **Pure White 5500K**, **Soft White 4000K** and **Warm White 2800K**




SPECIFICATION:

| Model: | Length of roll: | Size: | LED Spacing: |
|------------------------------------|-----------------|---------|--------------|
| WK LED Mini Neon White series 220V | 50 mtr | 10*21mm | 12.5mm |
| WK LED Mini Neon White series 120V | 50 mtr | 10*21mm | 12.5mm |
| WK LED Mini Neon White series 24V | 50 mtr | 10*21mm | 12.5mm |

| Model: | Cutting unit: | Watts per meter | Max. loading length |
|------------------------------------|---------------|-----------------|---------------------|
| WK LED Mini Neon White series 220V | 1000mm | 5W | 100 mtr |
| WK LED Mini Neon White series 120V | 1000mm | 5W | 100 mtr |
| WK LED Mini Neon White series 24V | 100mm | 5W | 20 mtr |

The AC/DC converters are 4A for 24V and 220V Version

Recommended storage & operating temperature: -20C to 60C, 100% humidity.

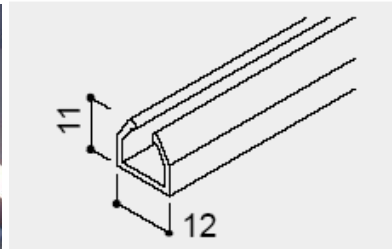


Exact size:

There are aluminium mounting clips available and plastic mounting channels



WK LED Mini Neon alu mounting clip: (14*20mm)



WK LED Mini Neon installation channel:

Accessories:

front connector 24V



includes: AC/DC converter

front connector 220V



includes: AC/DC converter

endcap+connection pin+splice connector



(splice connects 2 pieces together)

Installing Mode:

1. Cutting mark




Must be cut only on the indicated mark

2. Linear installation



Includes: PVC Channel

3. Curve installation



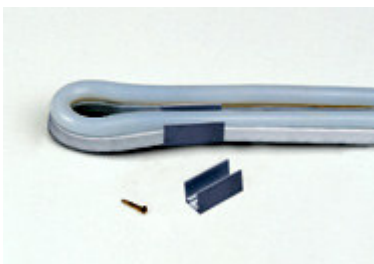
Includes:
1: mini channel WK-AL-CH
2: screw

4. 90° Installation



Includes:
1: mini channel WK-AL-CH
2: screw

5. 180° Installation



6. Convex installation



Bend radius: 120 degrees

7. Concave installation



Bend radius: 30 degrees

8. Installation with the slot

